

Friends and Family Test Results

November 2024

1. Our Service

Overall how was your experience of our service?

Very good	334
Good	43
Neither good nor poor	10
Poor	1
Very poor	3
Don't know	3
Total	394



2. Your Comments

Please can you tell us why you gave your answer?

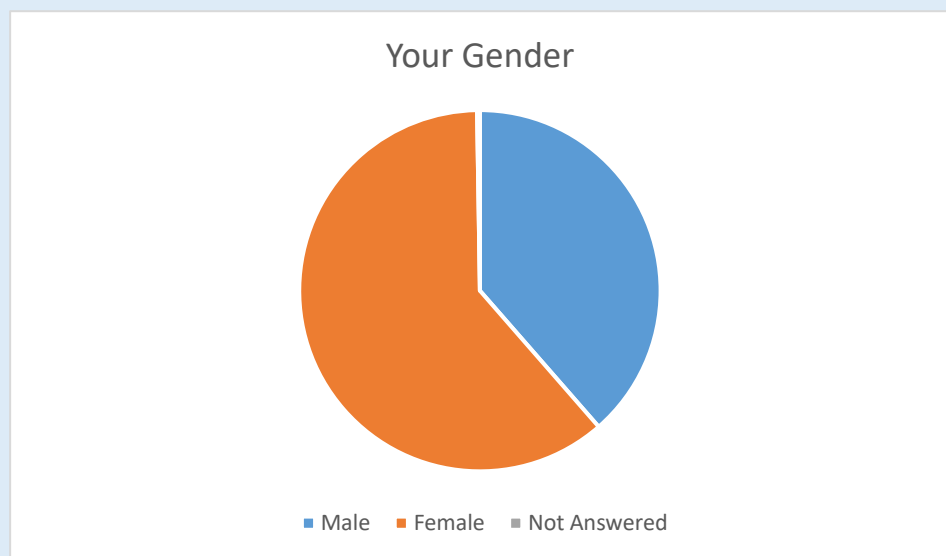
Please tell us about anything that we could have done better

66 respondents (22%) answered friendly for this question.



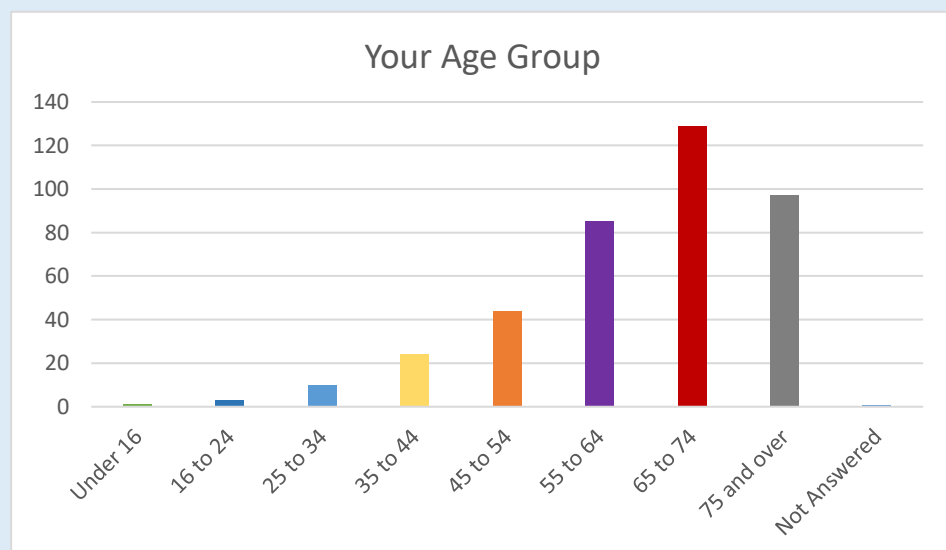
3. Your Gender

Male	152
Female	241
Not Answered	1
Total	394



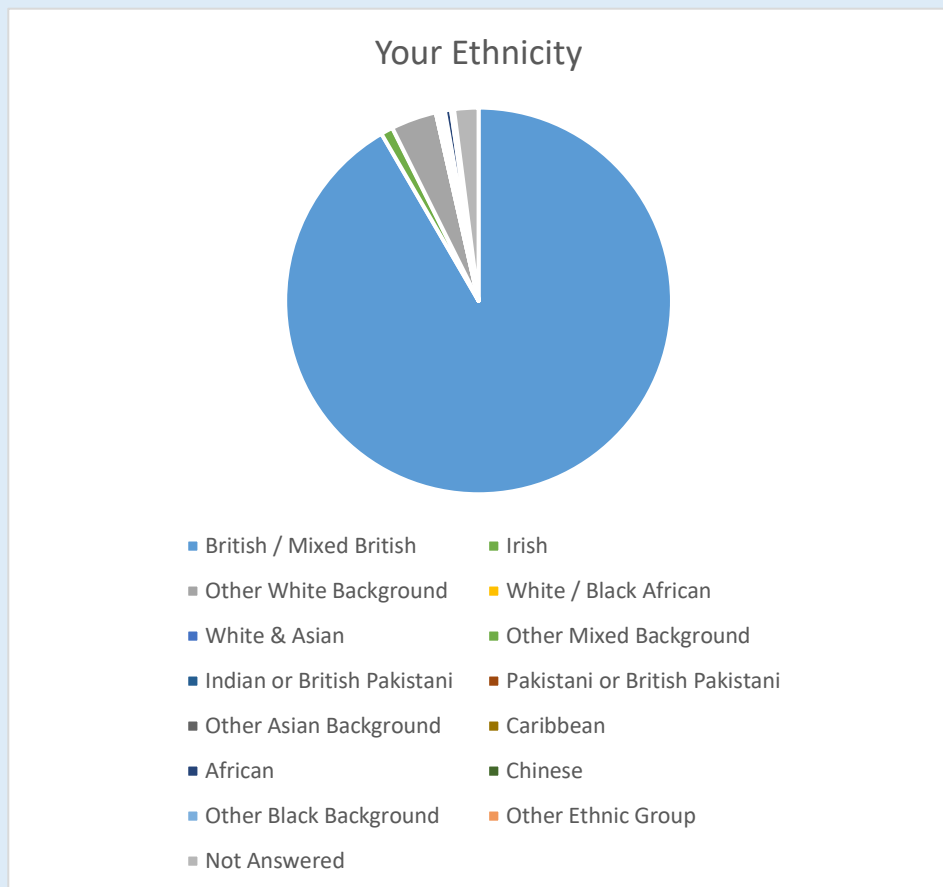
4. Your Age Group

Under 16	1
16 to 24	3
25 to 34	10
35 to 44	24
45 to 54	44
55 to 64	85
65 to 74	129
75 and over	97
Not Answered	1
Total	394



5. Your Ethnicity

British / Mixed British	361
Irish	4
Other White Background	15
White / Black African	0
White & Asian	0
Other Mixed Background	1
Indian or British Pakistani	1
Pakistani or British Pakistani	0
Other Asian Background	1
Caribbean	0
African	2
Chinese	1
Other Black Background	0
Other Ethnic Group	0
Not Answered	8
Total	394



6. Your Employment Status

Full Time Employment	87
Part Time Employment	58
Not Employed	25
Retired	217
Not Answered	7
Total	394

